

SHIRE OF CUNDERDIN

MONTHLY FINANCIAL REPORT (Containing the Statement of Financial Activity) For the Period Ended 31 March 2026

LOCAL GOVERNMENT ACT 1995
LOCAL GOVERNMENT (FINANCIAL MANAGEMENT) REGULATIONS 1996

TABLE OF CONTENTS

Statement of Financial Activity By Nature or Type	2
Statement of Financial Position	3
Note 1 Basis of Preparation and Significant Accounting Policies	4
Note 2 Explanation of Material Variances	5
Note 3 Net Current Funding Position	6
Note 4 Cash and Investments	7
Note 5 Receivables	8
Note 6 Cash Backed Reserves	9
Note 7 Rating Information	10
Note 8 Information on Borrowings	11
Note 9 Disposal of Assets	12
Note 10 Details of Capital Acquisitions	13 - 14

SHIRE OF CUNDERDIN
STATEMENT OF FINANCIAL ACTIVITY
For the Period Ended 31 March 2026

	Note	Amended Annual Budget	YTD Budget (a)	YTD Actual (b)	Var. \$ (b)-(a)	Var. % (b)-(a)/(a)	Var.
		\$	\$	\$	\$	%	
Opening Funding Surplus (Deficit)	3	2,050,014	2,050,014	2,050,015	1	0%	
Revenue from operating activities							
Rates	8	2,626,172	2,626,172	2,629,543	3,371	0%	
Operating Grants, Subsidies and Contributions		0					
		1,859,781	1,394,836	1,453,495	58,659	4%	
Fees and Charges		505,674	379,256	495,037	115,782	31%	😊
Interest Earnings		71,200	53,400	55,625	2,225	4%	
Other Revenue		13,100	9,825	14,049	4,224	43%	
Profit on Disposal of Assets	10	21,000	15,750	20,834	5,084	32%	
		5,096,927	4,479,238	4,668,582			
Expenditure from operating activities							
Employee Costs		(2,381,708)	(1,786,281)	(1,497,659)	288,622	16%	😊
Materials and Contracts		(1,762,285)	(1,321,714)	(1,185,925)	135,789	10%	😊
Utility Charges		(295,995)	(221,996)	(181,920)	40,076	18%	😊
Depreciation on Non-Current Assets		(3,513,435)	(2,635,076)	(2,715,949)	(80,872)	(3%)	
Interest Expenses	9	(44,484)	(33,363)	(22,353)	11,010	33%	😊
Insurance Expenses		(242,755)	(242,755)	(240,758)	1,997	1%	
Other Expenditure		(85,175)	(63,881)	(48,613)	15,268	24%	😊
Loss on Disposal of Assets	10	(10,000)	(7,500)	(40,051)	(32,551)	(434%)	😞
		(8,335,837)	(6,312,567)	(5,933,229)			
Operating activities excluded from budget							
Add back Depreciation		3,513,435	2,635,076	2,715,949	80,872	(3%)	
Adjust (Profit)/Loss on Asset Disposal	10	(11,000)	(8,250)	19,218	27,468	(333%)	
Adjust Provisions and Accruals		0	0	0	0	0%	
Amount attributable to operating activities		263,525	793,498	1,470,520			
Investing activities							
Grants, Subsidies and Contributions		3,337,191	2,502,893	1,329,533	(1,173,360)	(47%)	😞
Proceeds from Disposal of Assets	10	295,000	221,250	55,909	(165,341)	(75%)	😞
Purchase property, plant and equipment	11	(1,874,200)	(1,405,650)	(1,240,931)	164,719	12%	😊
Purchase and construction of infrastructure	11	(4,870,561)	(3,652,921)	(2,750,695)	902,226	25%	😊
Amount attributable to investing activities		(3,112,570)	(2,334,427)	(2,606,184)			
Financing Activities							
Transfer from Reserves	7	1,037,000	777,750	0	(777,750)	(100%)	😞
Repayment of Debentures	9	(67,405)	(33,703)	(33,268)	435	1%	
Transfer to Reserves	7	(170,000)	(127,500)	(30,971)	96,529	76%	😊
Amount attributable to financing activities		799,595	616,548	(64,238)			
Closing Funding Surplus (Deficit)	3	564	1,125,632	850,112	(275,520)	(24%)	😞

Indicates a variance between Year to Date (YTD) Budget and YTD Actual data as per the adopted materiality threshold.

More Revenue OR Less Expenditure 😊
Less Revenue OR More Expenditure 😞

This statement is to be read in conjunction with the accompanying Financial Statements and notes.

SHIRE OF CUNDERDIN
STATEMENT OF FINANCIAL POSITION
For the Period Ended 31 March 2026

	NOTE	31/03/2026	30/06/2025
		\$	\$
CURRENT ASSETS			
Cash and cash equivalents	4	3,094,956	5,093,884
Trade and other receivables	6	696,797	(31,437)
TOTAL CURRENT ASSETS		<u>3,791,753</u>	<u>5,062,446</u>
NON-CURRENT ASSETS			
Other receivables	6	38,658	38,658
Property, plant and equipment	11	19,735,435	19,284,974
Infrastructure	11	100,220,983	99,455,894
TOTAL NON-CURRENT ASSETS		<u>119,995,075</u>	<u>118,779,525</u>
TOTAL ASSETS		<u>123,786,828</u>	<u>123,841,972</u>
CURRENT LIABILITIES			
Trade and other payables		586,987	688,748
Current portion of long term borrowings	9	34,138	67,406
Provisions		341,644	341,644
TOTAL CURRENT LIABILITIES		<u>962,768</u>	<u>1,097,798</u>
NON-CURRENT LIABILITIES			
Long term borrowings	9	685,046	685,046
Provisions		66,359	66,359
TOTAL NON-CURRENT LIABILITIES		<u>751,405</u>	<u>751,405</u>
TOTAL LIABILITIES		<u>1,714,173</u>	<u>1,849,203</u>
NET ASSETS		<u>122,072,655</u>	<u>121,992,769</u>
EQUITY			
Retained surplus		7,284,695	7,235,780
Reserves - cash backed	7	2,216,697	2,185,727
Revaluation surplus		112,571,263	112,571,263
TOTAL EQUITY		<u>122,072,655</u>	<u>121,992,769</u>

This statement is to be read in conjunction with the accompanying notes.

SHIRE OF CUNDERDIN
NOTES TO THE STATEMENT OF FINANCIAL ACTIVITY
For the Period Ended 31 March 2026

1: Basis of Preparation and Significant Accounting Policies

BASIS OF PREPARATION

This prescribed financial report has been prepared in accordance with the *Local Government Act 1995* and accompanying regulations.

Local Government Act 1995 requirements

Section 6.4(2) of the *Local Government Act 1995*, read with the *Local Government (Financial Management) Regulations 1996*, prescribe that the financial report must be prepared in accordance with the *Local Government Act 1995* and, to the extent that they are not inconsistent with the Act, the Australian Accounting Standards. The Australian Accounting Standards (as they apply to local governments and not-for-profit entities) and Interpretations of the Australian Accounting Standards Board were applied where no inconsistencies exist.

The *Local Government (Financial Management) Regulations 1996* specify that vested land is a right-of-use asset to be measured at cost, and is considered a zero cost concessionary lease. All right-of-use assets under zero cost concessionary leases are measured at zero cost rather than at fair value, except for vested improvements on concessionary land leases such as roads, buildings or other infrastructure which continue to be reported at fair value, as opposed to the vested land which is measured at zero cost. The measurement of vested improvements at fair value is a departure from AASB 16 which would have required the Shire to measure any vested improvements at zero cost.

The *Local Government (Financial Management) Regulations 1996* regulation 34 prescribes content of the financial report. Supporting information does not form part of the financial report.

Accounting policies which have been adopted in the preparation of this financial report have been consistently applied unless stated otherwise. Except for cash flow and rate setting information, the financial report has been prepared on the accrual basis and is based on historical costs, modified where applicable, by the measurement at fair value of selected non-current assets, financial assets and liabilities.

THE LOCAL GOVERNMENT REPORTING ENTITY

All funds through which the Shire controls resources to carry on its functions have been included in the financial statements forming part of this financial report. All monies held in the Trust Fund are excluded from the financial statements.

Judgements and estimates

The preparation of a financial report in conformity with Australian Accounting Standards requires management to make judgements, estimates and assumptions that effect the application of policies and reported amounts of assets and liabilities, income and expenses.

The estimates and associated assumptions are based on historical experience and various other factors believed to be reasonable under the circumstances; the results of which form the basis of making the judgements about carrying values of assets and liabilities that are not readily apparent from other sources. Actual results may differ from these estimates.

The balances, transactions and disclosures impacted by accounting estimates are as follows:

- estimated fair value of certain financial assets
- impairment of financial assets
- estimation of fair values of land and buildings, infrastructure and investment property
- estimation of uncertainties made in relation to lease accounting
- estimated useful life of intangible assets

SIGNIFICANT ACCOUNTING POLICIES

Significant accounting policies utilised in the preparation of these statements are as described within the 2025-2026 Annual Budget. Please refer to the adopted budget document for details of these policies.

PREPARATION TIMING AND REVIEW


Date prepared: 12 December 2025






SHIRE OF CUNDERDIN
NOTES TO THE STATEMENT OF FINANCIAL ACTIVITY
For the Period Ended 31 March 2026

2: Explanation of Material Variances

The material variance thresholds are adopted annually by Council as an indicator of whether the actual expenditure or revenue varies from the year to date budget materially. The material variance adopted by Council for the 2025/26 Financial Year is \$10,000 or 10% whichever is the greater.

 **More Revenue OR Less Expenditure**

 **Less Revenue OR More Expenditure**

	Var. \$	Var. %	Var.	Timing/ Permanent	Explanation of Variance
Operating Income					
Rates	3,371	0%			
Operating Grants, Subsidies and Contributions	58,659	4%			
Fees and Charges	115,782	31%		Timing	Rubbish collection levies are recognised as revenue at the time of raising the charges, not when they are received. Revenue from sale of standpipe water is higher than expected.
Interest Earnings	2,225	4%			
Other Revenue	4,224	43%			
Profit on Disposal of Assets	5,084	32%			
Operating Expense					
Employee Costs	288,622	16%		Permanent	Expenditure is lower than anticipated due to staff movements
Materials and Contracts	135,789	10%		Timing	Variance relates to the timing for payment of goods and services relating to refuse collection, Doctors service, fuel & oils, building and plant maintenance
Utility Charges	40,076	18%		Timing	Expenditure is lower than anticipated.
Depreciation on Non-Current Assets	(80,872)	-3%			
Interest Expenses	11,010	33%		Permanent	Interest earned on Reserve funds is higher than anticipated
Insurance Expenses	1,997	1%			
Other Expenditure	15,268	24%		Timing	Expenditure is lower than anticipated.
Loss on Disposal of Assets	(32,551)	-434%		Timing	A number of plant items will be disposed of in the coming months. Loss on disposals are a non-cash adjustment for depreciation.
Operating activities excluded from budget					
Add back Depreciation	80,872	-3%			
Adjust (Profit)/Loss on Asset Disposal	27,468	-333%			
Investing Activities					
Grants, Subsidies and Contributions	(1,173,360)	-47%		Timing	Progress claims will be received as capital works progress, particularly in relation to the Pool and Wellness Hub and Basketball Court shelter
Proceeds from Disposal of Assets	(165,341)	-75%		Timing	A number of plant items will be disposed of in the coming months.
Purchase property, plant and equipment	164,719	12%		Timing	The Watt St land development is progressing
Purchase and construction of infrastructure	902,226	25%		Timing	Variance relates largely to the Pool and Wellness Hub project which has just commenced construction
Financing Activities					
Transfer to Reserves	96,529	76%		Timing	Transfers to and from Reserve accounts will be processed in June
Transfer from Reserves	(777,750)	-100%		Timing	Transfers to and from Reserve accounts will be processed in June
Repayment of Debentures	435	1%			
Opening Funding Surplus(Deficit)	1	0%			

SHIRE OF CUNDERDIN
NOTES TO THE STATEMENT OF FINANCIAL ACTIVITY
For the Period Ended 31 March 2026

3: Net Current Funding Position

Positive=Surplus (Negative=Deficit)

	Note	Last Years Actual Closing 30 June 2025	Last Years Actual Closing - Per Adopted Budget 30 June 2025	Current 31 Mar 2026
		\$		\$
Current Assets				
Cash Unrestricted	4	2,908,157	3,710,700	878,259
Cash Restricted	4	2,185,727	1,457,465	2,216,697
Financial Assets		0		0
Receivables - Rates		147,881	147,661	242,617
Receivables - Other		(97,995)	(196,702)	519,482
Interest / ATO Receivable/Trust		(81,323)	(81,323)	(65,302)
Inventories		0	0	0
		5,062,446	5,037,801	3,791,753
Less: Current Liabilities				
Payables		(227,031)	(203,881)	(125,270)
Current Borrowings		(67,406)	(67,405)	(34,138)
Contract Liabilities		(461,717)	(364,627)	(461,717)
Provisions		(341,644)	(243,604)	(341,644)
		(1,097,798)	(879,517)	(962,768)
Net Current Assets		3,964,649	4,158,284	2,828,984
Less: Cash Reserves	7	(2,185,727)	(2,185,728)	(2,216,697)
Plus: Current Borrowings included in Budget		67,406	67,405	34,138
Plus: Employee Provisions		203,687	203,687	203,687
Net Current Funding Position		2,050,014.81	2,243,648	850,112

Comments - Net Current Funding Position

SHIRE OF CUNDERDIN
NOTES TO THE STATEMENT OF FINANCIAL ACTIVITY
For the Period Ended 31 March 2026

4: Cash and Investments

	Unrestricted	Restricted	Trust	Total Amount	Institution	Interest Rate	Maturity Date
	\$	\$	\$	\$			
(a) Cash Deposits							
Municipal Bank Account	342,556		0	342,556	Bendigo	0.00%	At Call
Municipal Bank Account	475,184			475,184	Westpac	0.00%	At Call
Trust Bank Account			14,474	14,474	Westpac	0.00%	At Call
Cash On Hand	700			700			On Hand
(b) Term Deposits							
Reserve Funds		1,851,896		1,851,896	Bendigo	4.25%	
Reserve Funds	0	365,311		365,311	Westpac	0.45%	
	818,439	2,217,207	14,474	3,050,120			

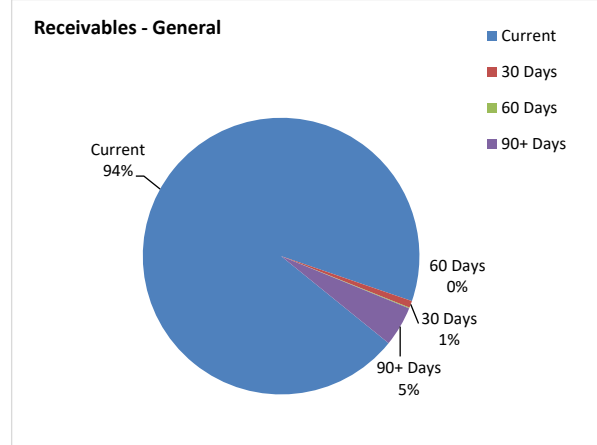
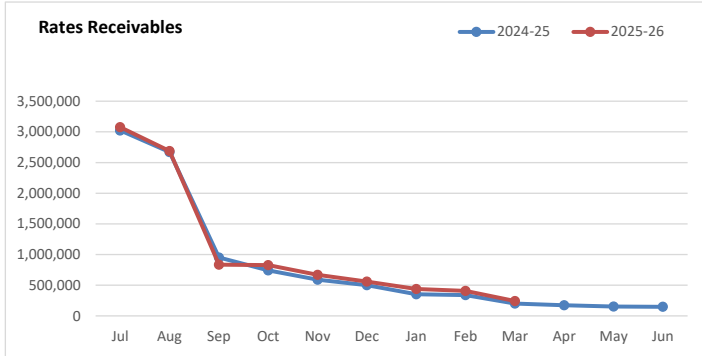
Comments/Notes - Investments

The above balances are the funds held in bank accounts and on hand as at reporting date.

SHIRE OF CUNDERDIN
NOTES TO THE STATEMENT OF FINANCIAL ACTIVITY
For the Period Ended 31 March 2026

5: Receivables

Receivables - Rates Receivables		Receivables - General					Total
		Current	30 Days	60 Days	90+ Days		
Opening Arrears Previous Years	\$147,881	\$	\$	\$	\$	\$	
Levied this year	\$2,977,826	606,198	5,169	618	29,939	641,924	
<u>Less</u> Collections to date	-\$2,883,090	Balance per Trial Balance					
Equals Current Outstanding	\$242,617	Sundry Debtors					641,924
Net Rates Collectable	\$242,617	Total Receivables General Outstanding (includes GST)					641,924
% Collected	92.24%						



Comments/Notes - Rates Receivables

Comments/Notes - Receivables General

Progress claims for Regional Road Group funding have been submitted to Main Roads WA, and the Growing Regions grant funding for the Pool and Wellness Hub

SHIRE OF CUNDERDIN
NOTES TO THE STATEMENT OF FINANCIAL ACTIVITY
For the Period Ended 31 March 2026

6: Cash Backed Reserves

Name	Opening Balance	Budget Interest In	Actual Interest Earned	Budget Transfers In (+)	Actual Transfers In (+)	Budget Transfers Out (-)	Actual Transfers Out (-)	Budget Closing Balance	Actual YTD Closing Balance
	\$	\$	\$	\$		\$	\$	\$	\$
Reserves Plant Replacement	267,688	9,798	3,794	0	0	(150,000)	0	127,486	271,482
Reserves Staff Entitlements	203,687	7,455	2,886	0	0	0	0	211,142	206,573
Reserves Airfield	122,254	4,475	1,731	0	0	0	0	126,729	123,985
Reserves Community Bus	4,527	166	65	10,000	0	0	0	14,693	4,592
Reserves Asset Replacement	335,145	12,267	4,748	0	0	(200,000)	0	147,412	339,892
Reserves Buildings	514,286	18,823	7,287	0	0	(200,000)	0	333,109	521,574
Reserves Cunderdin Museum	69,774	2,554	988	15,000	0	(62,000)	0	25,328	70,762
Reserves Sporting Surfaces Replacement	185,760	6,799	2,632	20,000	0	0	0	212,559	188,392
Reserves AAA	227,796	8,338	3,227	45,000	0	0	0	281,134	231,023
Reserves Swimming Pool	254,811	9,326	3,611	0	0	0	0	264,137	258,422
	2,185,727	80,001	30,971	90,000	0	(612,000)	0	1,743,728	2,216,697

Comments

Reserve funds are fully cash-backed in a term Deposit and Bank Account - Refer to Note 4.

SHIRE OF CUNDERDIN
NOTES TO THE STATEMENT OF FINANCIAL ACTIVITY
For the Period Ended 31 March 2026

7: Rating Information

	Rate in	Number of Properties	Rateable Value	Original Budget				YTD Actual			
				Rate Revenue	Interim Rate	Back Rate	Total Revenue	Rate Revenue	Interim Rates	Back Rates	Total Revenue
RATE TYPE	\$		\$	\$	\$	\$	\$	\$	\$	\$	\$
Differential General Rate											
GRV	0.10991	397	6,363,773	699,461	0	0	699,461	699,461	4,767	396	704,624
UV	0.00392	259	433,921,000	1,701,838	0	0	1,701,838	1,701,838	470	-	1,702,308
Sub-Totals		656	440,284,773	2,401,299	0	0	2,401,299	2,401,300	5,236	396	2,406,932
Minimum Payment	Minimum										
	\$										
GRV	853.00	93	217,737	79,329	0	0	79,329	79,329	-	-	79,329
UV	853.00	124	13,145,900	105,772	0	0	105,772	105,772	-	-	105,772
Mining	853.00	11	80,272	9,383	0	0	9,383	9,383	2,201	-	7,182
Sub-Totals		228	13,443,909	194,484	0	0	194,484	194,484	2,201	-	192,283
Amount from General Rates		884	453,728,682	2,595,783	0	0	2,595,783	2,595,784		396	2,599,214
Ex-Gratia Rates							30,388				30,389
Rates written off							0			-	60
Totals							2,626,171				2,629,543

Comments - Rating Information

186 properties are on the instalment plan; the second of four instalments is due on 11 November 2025

SHIRE OF CUNDERDIN
NOTES TO THE STATEMENT OF FINANCIAL ACTIVITY
For the Period Ended 31 March 2026

8: Information on Borrowings

(a) Debenture Repayments

Particulars	01 Jul 2025	New Loans		Principal Repayments		Principal Outstanding		Interest Repayments	
		Actual	Budget	Actual	Budget	Actual	Budget	Actual	Budget
				\$	\$	\$	\$	\$	\$
Recreation and Culture									
Loan 76 - Recreation Centre	753,277	0	0	33,268	67,405	720,009	685,872	19,677	38,484
	753,277	0	0	33,268	67,405	720,009	685,872	19,677	38,484

(b) New Debentures

The Shire does not intend to undertake any new borrowings during the 2025/2026 year

(c) Unspent Debentures

The Shire has no unspent debentures.

(d) Overdraft

The Shire has no overdraft facility.

SHIRE OF CUNDERDIN
NOTES TO THE STATEMENT OF FINANCIAL ACTIVITY
For the Period Ended 31 March 2026

9: Disposal of Assets

Asset Number	Asset Description	Program	YTD Actual				Budget			
			Net Book Value	Proceeds	Profit	(Loss)	Net Book Value	Proceeds	Profit	(Loss)
			\$	\$	\$	\$	\$	\$	\$	
1330	Doctors vehicle - Isuzu MUX	Health	25,000	15,000	0	(10,000)	0	15,000	15,000	0
3019	CEO's vehicle - Ford Everest	Other Property & Services	0	0	0	0	0	40,000	40,000	0
75	DCEO's vehicle - Isuzu Dmax	Other Property & Services	20,076	40,909	20,834	0	0	40,000	40,000	0
			45,076	55,909	20,834	(10,000)	0	95,000	95,000	0

SHIRE OF CUNDERDIN
NOTES TO THE STATEMENT OF FINANCIAL ACTIVITY
For the Period Ended 31 March 2026

10: Capital Expenditure

Assets	Account/Job	Budget			YTD Actual			Comment	
		Amended budget	YTD Budget	YTD Variance	New/Upgrade	Renewal	Total YTD		
			\$	\$	%	\$	\$	\$	
Land and Buildings									
Law, Order & Public Safety									
Ygnattering Fire Station	051400	14,400	10,800	3,600	33%		14,400	14,400	DFES funding
Housing									
Staff Housing - Yilgarn Street	091401	190,000	142,497	(2,306)	-2%	140,191		140,191	
Other Housing - Mitchell Street	092401	212,000	159,003	52,847	33%	211,850		211,850	
Community amenities									
Watt Street land development	106400	400,000	299,997	(255,699)	-85%	44,298		44,298	
Recreation & Culture									
Museum - conservation works on No 3 pump station	PRJCT3	62,000	46,503	(46,503)	-100%		0	0	Australian Heritage Grants
Total - Land and Buildings		878,400	658,800	(248,060)	-38%	396,339	14,400	410,740	
Recreation & Culture									
CCTV	113401	20,000	15,003	(15,003)	-100%	0		0	
Transport									
Signage updates - new Logo	SGNLOG	30,000	22,500	(22,500)	-100%	0		0	
Other Property & Services									
Computers for Depot & Office	145401	25,000	18,747	(9,721)	-52%	9,026		9,026	
Total - Furniture and Equipment		75,000	56,250	(47,224)	-84%	9,026	0	9,026	
Plant , Equip. & Vehicles									
Health									
Purchase Plant & Equipment - Other Health	076401	75,000	56,250	2,350	4%		58,600	58,600	Doctors Vehicle
Transport									
Purchase Plant & Equipment - Road Plant Purchases	123400	715,800	536,850	167,360	31%		704,210	704,210	
Purchase Plant - Administration	145400	130,000	97,497	(39,142)	-40%		58,355	58,355	Admin vehicles
Total - Plant and Equipment		920,800	690,597	130,568	19%	0	821,165	821,165	
Roads									
Transport									
Southern Brook Rd - RRG	R016	643,330	482,499	138,765	29%		621,264	621,264	
Goldfields Rd - RRG Project	R170	0	0	1,029	0%		1,029	1,029	2024/25
Cunderdin-Wyalkatchem Rd	R166	0	0	182,895	0%		182,895	182,895	
Moore Rd - RRG	R012	0	0	139,057	0%		139,057	139,057	
Construction - Cunderdin - Wyalkatchem Rd	C166	108,000	81,000	(55,336)	-68%		25,664	25,664	
Construction - Goomalling - Meckering Rd	C002	0	0	568	0%		568	568	2024/25
Construction - Meckering - Dowerin Rd	C169	0	0	4,250	0%		4,250	4,250	2024/25
Roads WSNF Development Funds (Expenditure)	121411	165,000	123,750	58,022	47%		181,772	181,772	
Broads Road R2R	T038	183,299	137,475	(131,320)	-96%		6,155	6,155	
Hardy Road R2R	T039	181,580	136,188	(131,118)	-96%		5,070	5,070	
Warding Road R2R	T040	183,792	137,844	(129,316)	-94%		8,528	8,528	
Fleay Road R2R	T157	182,623	136,971	(130,428)	-95%		6,543	6,543	

SHIRE OF CUNDERDIN
NOTES TO THE STATEMENT OF FINANCIAL ACTIVITY
For the Period Ended 31 March 2026

10: Capital Expenditure

Assets	Account/Job	Budget				YTD Actual		Total YTD	Comment
		Amended budget	YTD Budget	YTD Variance	New/Upgrade	Renewal			
			\$	\$	%	\$	\$	\$	
Shorter Rd- R2R Projects	T068	0	0	10,949	0%		10,949	10,949	2024/25
Carter Doodenanning Road - R2R Projects	T011	0	0	11,995	0%		11,995	11,995	2024/25
Leeson Rd - R2R Projects	T025	0	0	247	0%		247	247	2024/25
Southern Brook Road	T016	0	0	30,760	0%		30,760	30,760	2024/25
Scaddan RD - R2R Project	T019	0	0	3,317	0%		3,317	3,317	2024/25
Quairading Rd - R2R Project	T164	0	0	329	0%		329	329	2024/25
Tree Clearing - Roadside - LRCI	TREECL	0	0	19,664	0%		19,664	19,664	
Total - Roads		1,647,624	1,235,727	24,329	2%	0	1,260,056	1,260,056	
Footpaths									
Shared Path Project 2024/25 (Forrest and Mitchell Streets)	SPP25	366,128	274,599	(100,062)	-36%	174,537		174,537	
Shared Path Project 2025/26 (year 2)	SPP26	0	0	45,346	0%	45,346		45,346	
Active Transport Grant Expenditure	121415	170,436	127,827	(54,263)	-42%	73,564		73,564	
Total - Footpaths		536,564	402,426	(108,978)	-27%	293,448	0	293,448	
Bridges									
Bridge 4683 Reynolds Rd- SLK 2.45	BGE4	60,000	45,000	(45,000)	-100%		0	0	
Total - Airport		60,000	45,000	(45,000)	-100%	0	0	0	
Airport									
Regional Airports Program Grant Expenditure	126004	200,000	150,003	53,244	35%	203,247		203,247	
Total - Airport		200,000	150,003	53,244	35%	203,247	0	203,247	
Other Infrastructure									
Law, Order & Public Safety									
2x tanks at Airfield for fire fighting 24/25	051403	57,500	43,128	20,297	47%	63,425	0	63,425	Community Water Supplies Prog
Cunderdin Emergency Power supply 23/24	053402	11,900	8,928	2,938	33%	11,866	0	11,866	
Meckering Emergency Power supply 24/25	053403	164,000	123,003	40,901	33%	163,904	0	163,904	Disaster Ready Funding
Community Amenities									
Purchase infrastructure - Town Dam Project (CWG)	103401	0	0	0	0%	0	0	0	Cunderdin Oval Irrigation
Recreation & Culture									
Pool & Wellness Hub development	112004	1,072,073	804,051	(582,464)	-72%	221,587		221,587	Growing Regions Funding
Cunderdin Rec Centre - Oval Irrigation Project	113403	100,000	74,997	(74,997)	-100%		0	0	
Cricket Pitch development	134070	88,400	66,303	22,128	33%	88,431		88,431	CSRFF funding
Play Our Way (Basketball and Netball Courts) Grant Expenditure	134080	932,500	699,372	(254,640)	-36%	444,732		444,732	
Total - Other Infrastructure		2,192,973	1,644,723	(889,973)	-40%	993,945	0	993,945	
Capital Expenditure Total		6,744,761	5,058,585	(1,066,959)	-21%	1,896,004	2,095,622	3,991,626	