


Cunderdin District High School

Cunderdin District High School



ANZAC Day



School Oval Project



Amazing Race



IPS Presentation



Primary Bike Ride




Hearing Awareness



Book Fair



Career Expo



Homework Club




Secondary Formal



Eagles Rock

Annual School Report 2014



School Contact Details

Cubbine Street, Cunderdin 6407

Website: cunderdindhhs.wa.edu.au

Phone: 08 9635 1051

Fax: 08 9635 1488



Contents

Foreword - from the Principal	1
Staff Details	2
Student Numbers & Destination Schools	2
Student Performance	
NAPLAN Results 2014	3
WAMSE	4
Student Attendance Data	4
School Financial Summary 2014	5

2014 PRESENTATION NIGHT

Congratulations to the following award recipients

Secondary Awards

Academic	Tarryn and Alyssa
Citizenship	Alyssa
Sportsperson	Tarryn
Caltex All Rounder	Janka
Rotary Ambassador Award	Henry
Woodside Scitech Science Award	Millicent and Samuel

Primary Awards

Citizenship	Year 3/4	Oscar
	Year 5/6	Deshanta
Endeavour	Year 3/4	Corey
	Year 5/6	Lauren
Academic	Year 3/4	Danielle
	Year 5/6	Samuel
Sportsperson	Harry	
Florence Moore Winners	Janka and Harry	



Cunderdin District High School

Foreword From the Principal

It gives me great pleasure to present the Cunderdin District High School (CDHS) Annual School Report for 2014.

We have continued to be a vibrant, successful and caring school which consistently places the needs of the children at the forefront. Once again in 2014, we were exceedingly privileged to have staff who approach their work with dedication, motivation and a genuine care and concern for the lives of the children. We work effectively as a team to overcome obstacles and continue to move the school forward for the betterment of our children.

In recognition of the school, students and communities efforts, I would like to take a moment to reflect on some of our significant achievements as a whole school community.

- We continued to strengthen a number of areas within our school and we take pride in the quality pastoral care we offered the children
- The positive promotion of our school and the acknowledgement of the special individuals who come here every day. They are the fibre of our school.
- Our very positive NAPLAN results, with no Red Flags'. This was quite an achievement
- The extra curricula activities provided by our staff as it makes our school a fun and exciting place to be
- The oval, car park and Secondary playground works, they are all valuable assets to our school
- Strengthening partnerships within the community - Shire of Cunderdin, Cunderdin Farmers Co-op and local community groups. The community has assisted when the school was in need
- Clearly our most significant achievement this year was our successful application to become an Independent Public School (IPS) in 2015. It is an exciting time as we move into a new era in education at CDHS. We are determined to be a school of excellence, a school of choice and look forward to sharing this journey with the Cunderdin Community

As part of the transition to an IPS in 2015, we undertook a Parent, Staff and Student Survey to gauge feedback from the school community. Although, we received minimal entries from the Parent Survey (not enough to use for statistical data) the feedback from the completed surveys was positive and was reassurance that we are on the right track. As Principal I am investigating ways in which we can increase the parent feedback to inform future planning and decisions.

As a school we constantly work hard to make our school a great school and are proud of what we have achieved. We have placed emphasis on trying to engage the parents and wider school community to be more involved in everyday school life. As part of the IPS process we have had conversations with the Shire of Cunderdin and local businesses in regards to the need to forge strong partnerships that benefit all parties, which will assist the longevity and success of the wider Cunderdin community.

I hope you enjoy reading about our achievements and success and we look forward to sharing the 2015 school year with you.

Hayley Taylor
Principal



Cunderdin District High School

2014 Student Councillors



Paige, Janka, Jedd, Deshanta, Samuel and Connor.

Community Support

Thank you to all community members for your support

- IGA Shopper Dockets
- Breakfast Club
- Rotary
- IGA

Staff Information - Staff Numbers

	No	FTE
Administration Staff		
Principal	1	1.0
Deputy Principal	1	1.0
Teaching Staff		
Teachers	11	9.0
Total Teaching Staff	13	11.0
School Support Staff		
Registrar	1	1.0
School Officers	2	1.0
Gardeners	1	1.0
Cleaning Staff	3	1.54
Other Support staff	10	-
Total Support Staff	17	4.54

Student Numbers and Destination Schools

Student Numbers

Semester 1	2011	2012	2013	2014
Kindergarten	16	12	14	14
Primary (PP-7)	99	111	122	109
Lower Secondary (8-10)	20	18	23	20
Upper Secondary (11-12)	1			
Total	136	141	159	143

TOTAL STUDENT NUMBERS: 137 (As of the end of Semester 1, 2014)

Destination Schools Data (For students who left at the end of Year 6)

Destination Schools	Total
4069 Cunderdin District High School	4
1139 St Joseph's School	2
4062 Boyup Brook District High School	1
4029 Kent Street Senior High School	1
4041 Northam Senior High School	1



Cunderdin District High School

Faction Swimming Carnival

Girls Year 3/4

Danielle - Runner-Up

Molly - Champion

Boys Year 3/4

Hamish - Runner-Up

Oscar - Champion

Girls Year 5/6

Ella - Runner-Up

Deshanta - Champion

Boys Year 5/6

Shayal - Runner-Up

Harry - Champion

Girls Year 7/8

Angela - Runner-Up

Tarryn - Champion

Boys Year 7/8

Jedd - Runner-Up

Connor - Champion

Girls Year 9/10

Alyssa - Runner-Up

Amie - Champion

Boys Year 9/10

David & Blake

Joint Champions



Faction results

Red Barons 477

Blue Bombers 329

Student Performance

The National Assessment Program - Literacy and Numeracy (NAPLAN) testing was undertaken by Year 3, 5, 7 and 9 students in May. The Department of Education ceased WAMSE testing in 2014 and no replacement has been decided upon yet.

We use a range of assessments and information to gauge and assess students performance. As a school we acknowledge that NAPLAN is one test on one day and this is not a TOTAL representation of a student's performance. However, it is a tool that we use as a school to guide our planning and evaluation of our effectiveness.

NAPLAN Data

Our results this year were pleasing. We were working at, or above, the expected level for Years 3, 5, 7 across all Learning Areas. The Year 9 data is unavailable due to low student numbers.

We have significantly reduced the number of students below the benchmark, which is pleasing. However, as a school we felt that the high achieving students, despite continuing to make progress, require extending.

As a staff, we are confident we are on the right track. However, there is always room for improvement and we feel Reading and Writing will need to be targeted and focused in 2015 and beyond.

We also identified that students who we felt would perform well, at times did not cope with the test conditions as well as we would have thought. As a result of this, we have added into our 2015 planning the need to support these students by providing work to be completed under test like conditions to manage nerves during NAPLAN.

	Year 3			Year 5			Year 7			Year 9		
	2012	2013	2014	2012	2013	2014	2012	2013	2014	2012	2013	2014
Numeracy	0.9	0.8	1.0	0.3	0.5	0.7	-1.1	0.1	-0.2		0.4	
Reading	-1.2	-0.9	0.0	0.1	-1.6	1.2	-2.3	-0.7	-0.4		-1.6	
Writing	-0.6	-2.2	0.8	-1.0	-1.1	0.5	-1.1	-1.9	0.4		1.1	
Spelling	-0.8	-0.1	1.0	1.7	1.5	-0.1	0.1	0.2	1.4		1.8	
Grammar & Punctuation	-0.9	-0.9	0.1	0.0	-0.3	1.0	-1.2	-0.1	-0.1		-1.8	



Above Expected - more than one standard deviation above the predicted school mean



Expected - within one standard deviation of the predicted school mean



Below Expected - more than one standard deviation below the predicted school mean



No data available or number of students is less than 6



Cunderdin District High School

Faction Athletics Carnival

Girls Year 3/4

Jaymee & Molly -
Runner-Up

Kealey - Champion

Boys Year 3/4

Oscar -Runner-Up

Hamish - Champion

Girls Year 5/6

Lexi - Runner-Up

Dalena - Champion

Boys Year 5/6

Bailey - Runner-Up

Harry - Champion

Girls Year 7/8

Janka - Runner-Up

Tarryn - Champion

Boys Year 7/8

Casey - Runner-Up

Lachlan - Champion

Girls Year 9/10

Paige - Runner-Up

Amie - Champion

Boys Year 9/10

Matthew - Runner-Up

Oaklii - Champion



Student Attendance

In 2014, as part of the Avon Schools Network we have made a new push on attendance. We have created standard letters that parents receive as part of a sequenced attendance process. As a school, we have conducted more parent meetings this year in regards to attendance than ever before. We are, as a network and a school, increasing the accountability on parents getting their children to school.

As you can see we are above the state average in all areas. However, there is still room for improvement and we will continue to make this a priority area.

	Attendance Category			
	Regular	Indicated	Moderate	Severe
2012	85.1%	12.7%	2.1%	0.0%
2013	79.2%	13.0%	6.1%	1.5%
2014	79.3%	16.5%	4.1%	0.0%
WA Public Schools 2014	75.0%	17.0%	6.0%	2.0%

School Initiatives

Breakfast club historically has been a wonderful initiative at our school and 2014 was no exception with 2226 breakfasts served over the year. Breakfast Club is a great opportunity for staff and students to interact in a relaxed and safe environment. Mrs Groves and Mr Nelson continue to cook up a storm with the support and assistance of the Student Councillors. This wonderful service would not be possible without the support of the Cunderdin IGA and FoodBank.

Another successful initiative this year was the introduction of Homework Club by the staff which ran each Monday after school. We had on average around 30 students from Years 3-10 attending per week. The atmosphere is wonderful with a range of staff there each week to assist the students. Secondary students in particular have had great success in preparing for exams and tests. They are using the opportunity to get some additional tuition from their teachers.

Both staff and students are reporting the benefits of this program and we are keen for it to continue in the future.





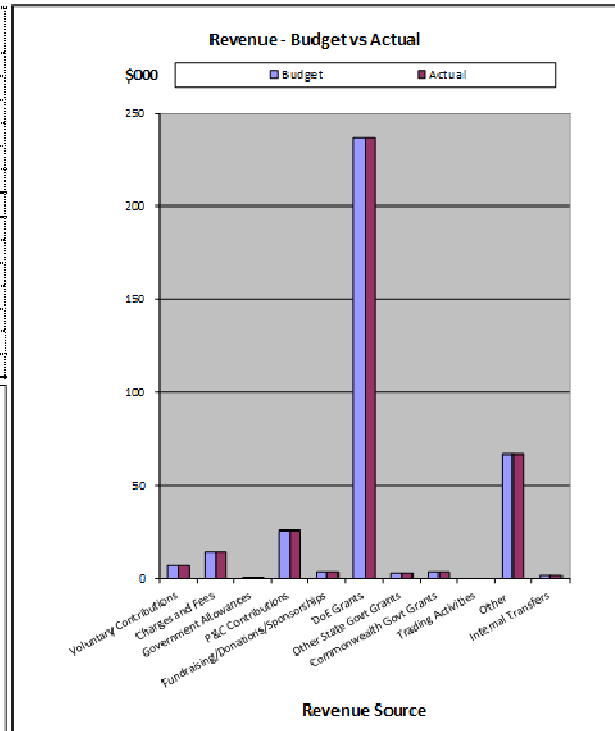
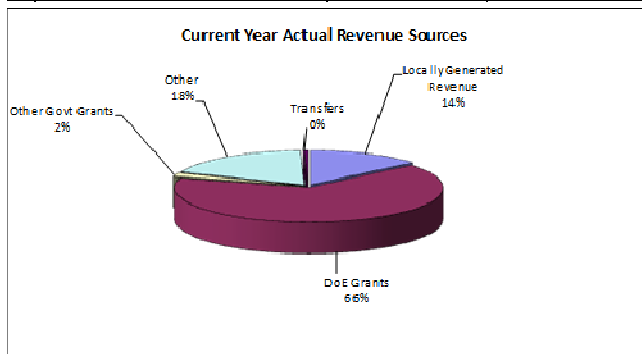
Cunderdin District High School

Insert your School
Logo Here or
Delete if not
required

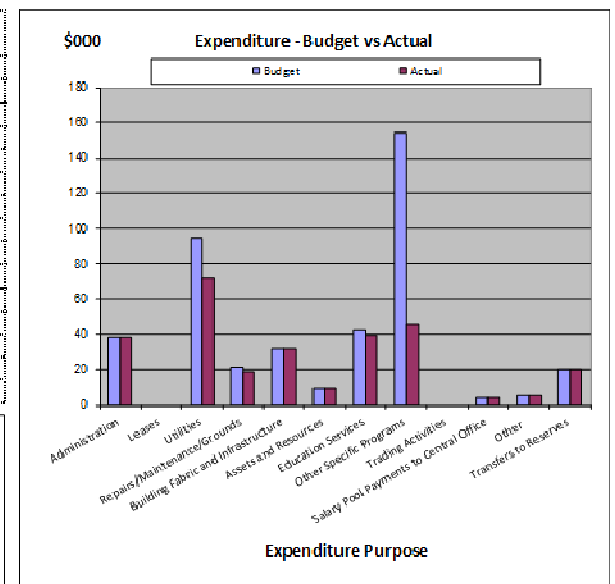
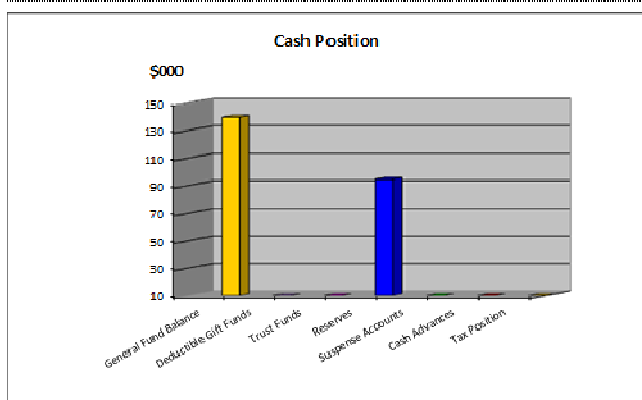
Cunderdin District High School

Financial Summary as at
30 January 2015

	Revenue - Cash	Budget	Actual
1. Voluntary Contributions	\$	7,119.00	\$ 7,119.00
2. Charges and Fees	\$	13,913.00	\$ 13,913.00
3. Government Allowances	\$	359.00	\$ 359.00
4. P&C Contributions	\$	25,824.00	\$ 25,824.04
5. Fundraising/Donations/Sponsorships	\$	3,200.00	\$ 3,159.50
6. DoE Grants	\$	236,678.00	\$ 236,677.81
7. Other State Govt Grants	\$	3,027.00	\$ 3,027.27
8. Commonwealth Govt Grants	\$	3,340.00	\$ 3,339.83
9. Trading Activities	\$	-	\$ -
10. Other	\$	66,545.00	\$ 66,545.53
11. Internal Transfers	\$	1,753.00	\$ 1,753.00
Total	\$	351,792.00	\$ 351,795.03
Opening Balance	\$	61,682.00	\$ 61,681.71
Total Funds Available	\$	423,474.00	\$ 423,474.74



	Expenditure	Budget	Actual
1. Administration	\$	38,341.00	\$ 38,267.10
2. Leases	\$	-	\$ -
3. Utilities	\$	94,365.00	\$ 71,348.26
4. Repairs/Maintenance/Grounds	\$	21,007.00	\$ 18,611.53
5. Building Fabric and Infrastructure	\$	31,977.00	\$ 31,727.34
6. Assets and Resources	\$	9,177.00	\$ 9,175.64
7. Education Services	\$	42,505.00	\$ 39,521.91
8. Other Specific Programs	\$	154,361.00	\$ 45,285.50
9. Trading Activities	\$	-	\$ -
10. Salary Pool Payments to Central Office	\$	4,550.00	\$ 4,550.00
11. Other	\$	5,854.00	\$ 5,372.16
12. Transfers to Reserves	\$	20,000.00	\$ 20,000.00
Total	\$	422,135.00	\$ 283,852.44



Cash Position as at:	
Bank Balance	\$ 232,747.63
Made up of:	
1. General Fund Balance	\$ 139,512.30
2. Deductible Gift Funds	\$ -
3. Trust Funds	\$ -
4. Reserves	\$ 94,455.53
5. Suspense Accounts	\$ -
6. Cash Advances	\$ -
7. Tax Position	\$ 1,360.00
Total Bank Balance	\$ 232,747.63